

PET ME

Division will be as easy as a walk in the park



WHEN YOU OPEN THE BOX...



Easy
food cards



Challenge
food cards



Instruction
cards

3 Gameplays

Feed-4 - Cooperative

Frenzy - Intermediate

Love all - Advanced



PET WONDERLAND

Pet Wonderland is a beautiful pet park that is home to lovely kittens, puppies and parrots.

They are all very hungry. Walk around the park, feed the animals and adopt as many pets as you can.

HAPPY PETTING!



We have included 3 game plays. Move to more challenging versions as kids master the game and math.



Be sure to use your storytelling skills here. When kids are drawn into a story, they will enjoy the game even more.

FEED-4

Easy, Competitive

2+
players

6Y+

Setup the game

1. Take out 3 easy food cards (white front)

Any 1 bone card

Any 1 chili pepper card

Any 1 milk card

and put them face-up near the board.



2. Place your pawn at the gate as per your pawn color.

3. Give out the pet tags to the players as per their pawn colors - e.g. yellow pet tag for the yellow pawn.



Who wins?

The first player to adopt 4 sets of pets, wins!

Who moves first?

The youngest player makes the first move. Others follow in clockwise direction from her.

How to play

1. Roll the dice and move
Roll the dice. Suppose you play with the green pawn & roll a 2. Move the pawn two spots. There are arrows on the path. Follow them.



2. Gather food

Once a player lands on a spot, she must feed the pets. Look at the "Food cards". If you land on parrots, you must feed them chili peppers. For dogs, give them bones and for cats, use milk bowls.

Collect that many food pieces from the food box.



3. Feed the pets

Take your food pieces and divide them equally among the pets on your spot.

For example, suppose you land up on parrots. You have to distribute 10 chili peppers among them, as per food card. Take out 10 food pieces from the food box. Next, you must divide the food pieces equally among 5 parrots.

If the child does not know division...



... start by counting up as you place 1 food item in front of each pet.



and repeat till you distribute all 10 food pieces. The number of food items for each parrot is the quotient.

4. Adopt and Tag

Since you have fed a group of pets, you get to adopt that group. If you have distributed food pieces correctly, you can place your pet tag on the group of parrots. This shows they are adopted. Do not remove your pet tag.



5. Setup for the next turn

Put the food pieces back. Now roll the dice again and move. Help each other move, feed & adopt.



6. Winning

The first player to adopt 4 sets of pets wins! The game stops at that point

1. You must distribute food equally among pets, else you cannot adopt them.
2. If you know division, simply state the correct quotient and adopt. You can skip the counting and distribution of food.

3 TIPS TO KEEP IN MIND!

Landed on adopted pets?

If you land up on a spot where the pets have already been adopted, you cannot feed them. You cannot adopt them. Do not draw out food card. Just visit them and wait for your next turn.

Walking path has directions

The paths have direction arrows. You can only walk along the direction of the arrows.



The empty spot

There is one empty spot in the park where there are no pets. If you land here, you do nothing and wait for your next turn.

FRENZY

2+
players

7Y+

Competitive, Intermediate

Once the kids have mastered "easy gameplay" and are comfortable with basic division, here is a more challenging variation that they can move to.

Who wins?

This is a competitive gameplay. The player who adopts most number of pets, wins. The game ends when all the pets in the park are adopted.

Who moves first

The youngest players moves first. Others move in a clockwise direction from her.

Setup the game

1. Take out 3 sets of Pet Food Cards (bones, chilies and milk) and place them face-down in 3 stacks. Leave out the hearts and instruction cards. They will be used in advanced gameplay.
2. Place your pawns on the gate as per pawns colors.
3. Give out pet tags to each players as per their pawn colors.



Did you notice that cards with larger numbers are blue in color? If your child is still learning division, you can keep the blue cards out.



How to play

1. Roll, move to the spot and gather food

Just as earlier, roll the dice and move. Pick up the top food card from the stack and take out that many food pieces.



2. Feed the pets, adopt and tag

Divide the food pieces equally among the pets on your spot. Adopt them by putting your pet tag.



3. Setup for next turn

Put the food pieces back in the box. Put the card back at the bottom of the stack. Now it is next player's turn to roll the dice and move.

4. Winning

Once the last pet has been adopted, the game is over. The player with most pets, wins.

To count your pets, suppose you have adopted 8 parrots, 14 dogs and 2 cats, then you have 24 pets. The player with most number of pets wins!

If you know division, simply state the quotient and adopt. No need to distribute food pieces.

LOVE ALL

Competitive, Advanced

2+
players

8Y+

Are you ready for even more excitement and fun? Then move up to the advanced gameplay.

Who wins?

You get hearts when you adopt a pet. The player with most hearts at the end, wins. The game is over when all the pets are adopted.

Who moves first

The youngest player moves first. Others move in a clockwise direction from her.

Setup the game

Now take out the bag with hearts.

Take out the instruction cards too. Mix them with respective pet food cards and shuffle. So bone instruction cards go in with bone food cards stack and so on. Make 3 stacks as earlier. Rest of the set up remains same as before.



Chili instruction cards go in with chili food cards and so on.

How to play

1. Roll, move to the spot, gather food and feed

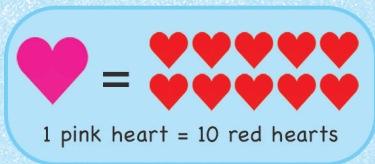

Just as you did earlier, in your turn roll the dice. Move the pawn to the spot, gather food and feed the pets.

2. Win hearts from pets

If you have distributed food pieces correctly, you win hearts from pets. The number of hearts you win is the quotient of division you did.

For example, say you distributed 15 food pieces among 5 parrots, each parrot gets 3. The quotient is 3. So you will win 3 hearts.

Take out 3 red hearts from the heart bag and keep them with you. Remember, 1 pink heart equals 10 red hearts.



3. Adopt, setup and next turn.


Now place your pet tag to show that they are adopted. Put your food card back. It is now the next player's turn.

4. Landed on someone else's adopted pets?

If you reach on already adopted pets, you must give 3 hearts of your own to the pet owner. You cannot adopt them. If you do not have 3 hearts, you will miss a turn.

5. Winning

The game ends when all the pets are adopted. Now count your hearts. Say a player has 18 red hearts and 3 pink hearts, then her total heart count is 48.

$$18 + (3 \times 10) = 48$$


The player with most hearts, wins!

MATH TIPS FOR PARENTS...

Let the kids win

It is vital for their confidence and interest. Be sure to let them win the first 3 games.

Celebrate the effort

To instill growth mindset among kids, praise their effort. Reward them with a warm hug, a small toy or a star/smiley. To be effective, do not fall in to a pattern.



YOU must have fun

Want to know the best way for kids to build interest in math and lose the fear of numbers? YOU must have fun playing the game. The kids will get joy and confidence from you.

More math resources?

Want another gameplay? What about free worksheets on division? For more math resources, visit our website. For access scan the QR code or go to the visit given below.



More math games

Why just division? Discover more math games to make any topic fun for kids.

<https://LogicRoots.com/PetMe/Play/>



LOGIC ROOTS

Reinventing how kids practice Math



What is the team like?

We are a small & passionate team that loves math. For us, math is not just numbers but a key to the new world of technology. We want to help kids discover the joy of numbers.



Not happy with this game?

Each game is a product of love. But if we failed to meet your expectations or you need more help, please write to me on kunal@LogicRoots.com. I promise I will respond and resolve.



Need more?

For more math tools including free worksheets and newer gameplay videos, visit us on <https://logicroots.com>

 /LRLabs  /LRLabs

www.LogicRoots.com