

FROGGY

fractions

Advanced fractions card game



RuleBook

LOGIC ROOTS

Reinventing how kids practice Math

**As you open the box
you will find...**

72 Fraction cards

(36 Basic + 36 Advanced)



**27 Number
cards**



**18 Pie
cards**



**18 Number
Line cards**



**9 Objects
cards**

24 Manipulatives



9 Gameplays


Collect!

7+
years

Cooperative/ Easy

Who moves first?

This is a cooperative game.
We all play together.




Setup

Take all the 72 cards and shuffle.
Lay out 20 cards in rows, face up.

How to play?

Collect all cards with proper fractions.



Protip

You can play the same game with 4 variations. This time, you can COLLECT (1) Mixed Fractions, (2) Improper Fractions, (3) Fractions with same denominator or (4) Fractions with same numerators.

Cooperative/ Intermediate

Who moves first?

This is a cooperative game. We all play together.

Setup

Take only the cards with proper fractions on them. Put them in a pile, facedown. Take the manipulatives.

How to play?

Open the topmost card. Now try to make this fraction using the manipulatives. Try to use as few foam blocks as possible. Parents/ teachers must join the game and help the kids as they try to reduce fractions to their simplest forms.



Pile On!

8+
years

2-6
players

Competitive/ Intermediate

Who moves first?

The youngest player moves first.
Others move in a clockwise direction from her.

Who wins?

The player with the most number of cards
at the end wins!

Setup

Take only cards with proper fractions on them.
Distribute all cards equally among the players. Keep
your card pile face down.

How to play?

Player 1 picks up her top card and keeps it face up.
The next player picks up her own top card. If the two
cards make an equivalent fraction, she can take the
entire open card pile.

Else she will keep her card on top of the open card
pile. It is the next player's turn now. The game ends
when one of the player runs out of cards.



Pile On! (Pro)

9+
years

2-6
players

Competitive/ Expert

Who moves first?

The youngest player moves first.
Others move in a clockwise direction from her.

Who wins?


The player with the most number of cards
at the end wins!

Setup

Take only cards with improper and mixed fractions on them. Distribute all cards equally among the players. Keep your card pile face down.

How to play?

Player 1 picks up her top card and keeps it face up.
The next player picks up her own top card. If the two cards make an equivalent fraction, she can take the entire open card pile. Else she will keep her card on top of the open card pile. It is the next player's turn now. The game ends when one of the player runs out of cards.



Match

8+
years

2-6
players

Competitive/ Intermediate

Who moves first?

The youngest player moves first.
Others move in a clockwise direction from her.

Who wins?

The player with the most number of cards
at the end wins.

Setup


Take only cards with proper fractions on them. Lay
down all the cards in rows face down.

How to play?

Player 1 opens any one card in her turn and keeps it
face up. If this makes an equivalent fraction with
any other open card, it's a match! You can collect
the pair and open one more card. If not, then it is
the next player's turn. The game ends when you
cannot make any more pairs.



Lay down all
the cards in
rows face
down. Open
any one card.



Open one
card at a time



Collect pairs when
the fractions match.

Protip

Play the same game now but now with all the cards.

3 on 3

9+
years

2-6
players

Competitive/ Expert

Who moves first?

The youngest player moves first.
Others move in a clockwise direction from her.

Who wins?

The first player to make 3 equivalent fractions wins!

Setup

Take only the cards with proper fractions on them.
Deal 3 cards to each player. Keep the rest of the cards in a pile facedown. Open one card. Give 5 manipulatives to each player.

How to play?



Protein
Players may hold their cards in their hands. The first player can choose to pick the top card from the open pile or closed pile.
Players can make a challenge to play the game again but now with 4 cards. Make 4 equivalent fractions, using 4 cards in hand or 3 cards and one with the manipulatives.



She will choose the best 3 cards from the set of 4 cards in her hand. These cards must help her make equivalent fractions. Discard the other card.



To make 3 equivalent fractions, she can use 3 cards or she may use 2 cards and the set of manipulatives. She cannot use more than 5 manipulatives that have been provided to her.



If she is unable to make 3 equivalent fractions in her turn, it is the next player's turn and so on. The game continues till one of the players, using the 3 cards in her hand or 2 cards and the set of manipulatives is able to make 3 equivalent fractions. She wins!

3 on 3 Pro

9+
years

2-6
players

Competitive/ Expert

Who moves first?

The youngest player moves first.
Others move in a clockwise direction from her.

Who wins?

The first player to make 3 equivalent fractions wins!

Setup

Take all the 72 cards and shuffle. Deal 3 cards to each player. Keep the rest of the cards in a pile facedown. Open a card.

How to play?



Players may hold their cards in their hands and may choose not to show them. The first player can choose to pick the top card from the open pile or closed pile.



She will choose the best 3 cards from the set of 4 cards in her hand. These cards must help her make equivalent fractions.



If she is able to make 3 equivalent fractions in her turn, she wins. Else it is the next player's turn and so on. The game ends when one of the player gets 3 cards with equivalent fractions.



Make 1

9+
years

1-6
players

Cooperative/ Expert

Who moves first?

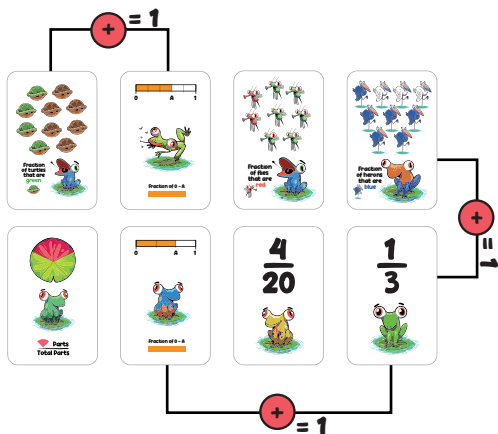
This is a cooperative game. We all play together.

Setup

Take only the cards with proper fractions on them.
Lay all cards in rows faceup.

How to play?

Identify sets of all the fractions that add up to 1. Collect it.
The game ends when you cannot make any more sets.



Make 3

9+
years

1-6
players

Cooperative/ Expert

Who moves first?

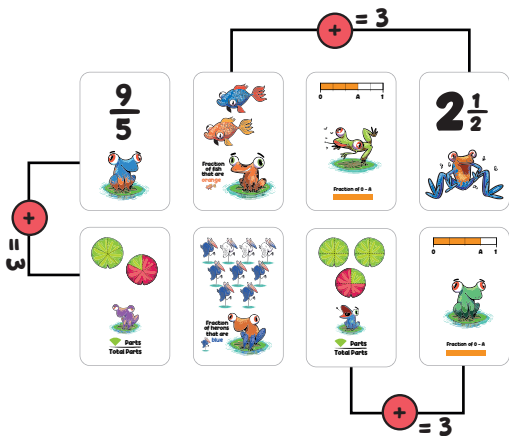
This is a cooperative game. We all play together.

Setup

Take all the 72 cards. Lay all cards in rows faceup.

How to play?

Identify sets of all fractions that add up to 3. Collect it. The game ends when you cannot make any more sets.



MORE MATH RESOURCES?

Want another gameplay? What about free worksheets on fractions? For more resources, visit our website.

For access, scan the QR code or go to the website given below



<http://www.logicroots.com/FroggyFractions/Play>

LOGIC ROOTS

Reinventing how kids practice Math